



## Garage Door and Gates

Motor and control solutions by Somfy

**somfy**

**AXorn 50** Ref 1 215 028

## Garage door motorisation



- **Simple installation as the chain is pre-wound directly in the motor unit:** no chain handling is necessary.
- **User comfort:**
  - **independent lighting system, which progressively dims over the last 16 seconds.**
- **Fast:** the door opens in just a few seconds.
- **Adjustable mechanical stop,** which fits perfectly into the rail, to set the appropriate door opening height.
- The one motor version is supplied with a 2.40 m monorail for even faster installation.

- Two speeds: fast or slow.
- The first cycle permits the electronics to adjust the power to the right setting for opening and closing the door:

- obstacle detection is guaranteed throughout the door movement.

### PACK CONTENTS

#### Pack 1 without rail Ref 1 215 021

- 1 motor with integrated electronics
- 1 running gear and release handle
- 1 mechanical stop
- 2 Keytis RTS remote control units
- 1 R80 40 W spotlight bulb
- 1 bag of nuts, bolts and parts
- 1 instruction leaflet

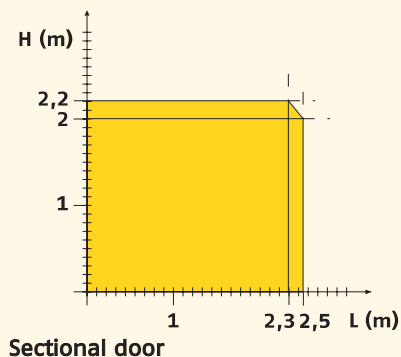
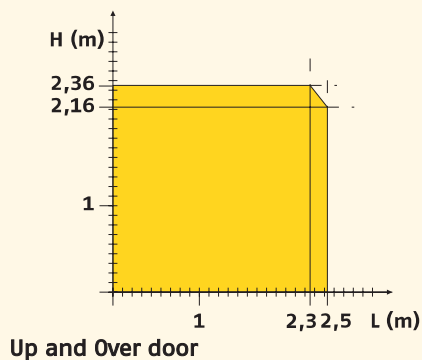
#### Monorail 2,4 m Ref 1 780 605

#### Pack 2 with rail Ref 1 215 022

Same as Pack 1 + 4 x 80 cm rail



## DOOR TRAVEL



## TECHNICAL CHARACTERISTICS

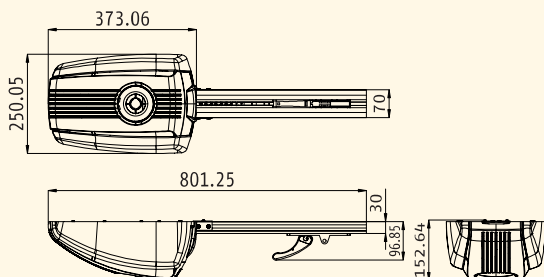
### Motor

Mains power supply	<b>230 V / 50-60 Hz</b>
Power consumption on stand-by	<b>4.5 W</b>
Max. power consumption when operating	<b>350 W</b>
Tractive force	<b>50 kg</b>
Door height	<b>see table</b>
Motor power supply	<b>24 V</b>
Opening speed	<b>12 cm / s</b>
Soft open and close	<b>yes</b>

### Electronics


Number of programmable keys	<b>20</b>
Somfy radio frequency	<b>433.42 mHz</b>
Automatic load measurement	<b>yes</b>
Programmable travel length	<b>electronic</b>
Lighting: R80 . E27 light bulb	<b>40 W</b>
Power supply for accessories	<b>24 V / 500 mA</b>
Operating temperature	<b>- 20°C / +50°C</b>
Daylight sensor	<b>no</b>

## DIMENSIONS



## SOMFY RECOMMENDATION

For sectional doors use adapter  
Ref 9 001 154



## KEY LOCK OPTIONS



Outside latch  
Ref 9 001 004



3 point door lock  
Ref 9 000 994



Door latch into floor  
Ref 9 001 005

## COMPATIBILITY

### Keytis range



**AXorn 70** Ref 1 215 029

## Garage door motorisation



- **Simple installation as the chain is pre-wound directly in the motor unit:** no chain handling is necessary.
- **Adjustable mechanical stop,** which fits perfectly onto the rail, to set the appropriate door opening height.
- **User comfort:**
  - **Independent lighting system, which progressively dims** over the last 16 seconds and **daylight sensor.** The light only comes on if needed.
  - **Fast:** the door opens in just a few seconds.

- Two speeds: fast or slow.
- The first cycle permits the electronics to adjust the power to the right setting for opening and closing the door:

- obstacle detection is guaranteed throughout the door movement.

### PACK CONTENTS

#### Pack 1 without rail Ref 1 215 029

- 1 Motor with integrated electronics
- 1 Running gear and release handle
- 1 Mechanical stop
- 2 Keytis RTS remote control units
- 1 R80 40 W spotlight bulb
- 1 Bag of nuts, bolts and parts
- 1 Instruction leaflet

#### Monorail 2.4 m Ref 1 780 605

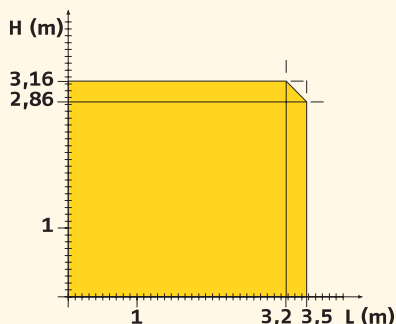
#### Monorail 3.2 m Ref 1 780 608

#### Pack 2 with rail Ref 1 215 022

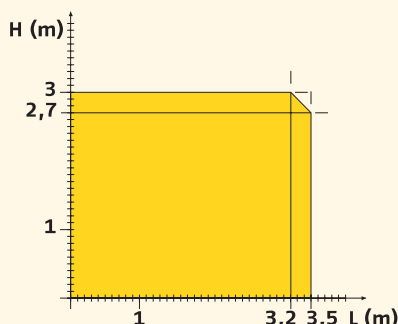
Same as pack 1 + 4 x 80 cm rail



## DOOR TRAVEL



Up and Over door



Sectional door

## TECHNICAL CHARACTERISTICS

### Motor

Mains power supply	230 V / 50-60Hz
Power consumption on stand-by	4.5 W
Max. power consumption when operating	350 W
Tractive force	70 kg
Door height	see table
Motor power supply	24 V
Opening speed	12 cm / s
Soft open and close	yes

### Electronics

Number of programmable keys	20
Somfy radio frequency	433.42 mHz
Automatic load measurement	yes
Programmable travel length	electronic
Lighting: R80 . E27 light bulb	40 W
Power supply for accessories	24 V / 500 mA
Operating temperature	- 20°C / +50°C
Daylight sensor	yes


## SECURITY PACK Ref 1 215 043

Pack 2 + 1 Battery + 1 Antenna + 2 Photoelectric cells

## SOMFY RECOMMENDATION

For sectional doors use adapter


Ref 9 001 154



## KEY LOCK OPTIONS



Outside latch  
Ref 9 001 004

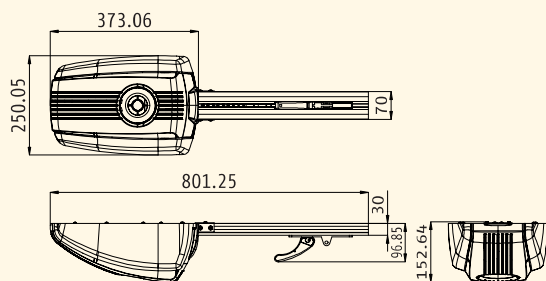


3 point door lock  
Ref 9 000 994



Door latch into floor  
Ref 9 001 005

## DIMENSIONS



## COMPATIBILITY

### Keytis range



Ref. 1 840 033 Ref. 1 840 036 Ref. 1 840 035 Ref. 1 840 037



Ref. 1 840 034 Ref. 1 840 032 Ref. 1 840 042 Ref. 1 840 044

**AXorn 90** Ref 1 215 030

## Garage door motorisation



- **The motorisation solution for heavy and large doors:** up to 900N tractive force.
- **The chain is wound and directly adjusted inside the monorail:** it is not necessary to handle the chain. A mechanical stop is built into the rail **ready to be fixed** in the right place.
- **User Comfort:**
  - **Independent lighting system, which progressively dims** over the last 16 seconds and **daylight sensor**. The light only comes on if needed.
  - **Fast:** the door opens in just a few seconds.

- Two speeds: fast or slow.
- The first cycle permits the electronics to adjust the power to the right setting for opening and closing the door:

- obstacle detection is guaranteed throughout the door movement.

### PACK CONTENTS

#### Pack 1 without rail Ref 1 215 030

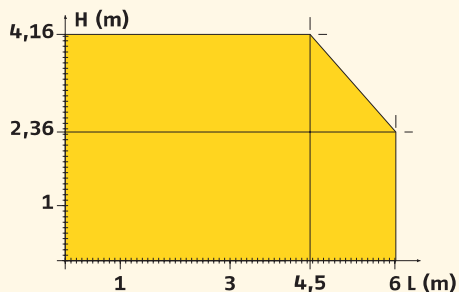
- 1 Motor with integrated electronics
- 1 Running gear and release handle
- 2 Keytis RTS remote control units
- 1 R80 40 W spotlight bulb
- 1 Bag of nuts, bolts and parts
- 1 Instruction leaflet

#### Choice of three lengths :

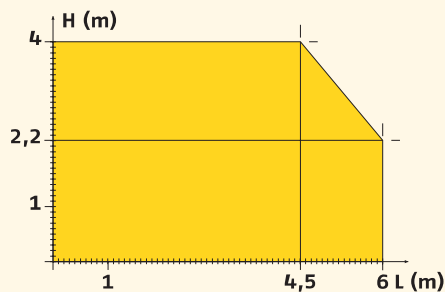
- Monorail 2.65 m Ref 1 780 274**
- Monorail 3.65 m Ref 1 780 275**
- Monorail 4.65 m Ref 1 780 602**



## DOOR TRAVEL



Up and Over door



Sectional door

## TECHNICAL CHARACTERISTICS

### Motor


Mains power supply	230 V / 50-60Hz
Power consumption on stand-by	4.5 W
Max. power consumption when operating	350 W
Tractive force	90 kg
Door height	see table
Motor power supply	24 V
Opening speed	9 cm / s
Soft open and close	yes

### Electronics

Number of programmable keys	20
Somfy radio frequency	433.42 mHz
Automatic load measurement	yes
Programmable travel length	electronic
Lighting: R80 . E27 light bulb	40 W
Lighting: R80 . E27 light bulb	24 V / 500 mA
Operating temperature	- 20°C / +50°C
Daylight sensor	yes

## SOMFY RECOMMENDATION


For sectional doors use adapter  
Ref 9 001 154



## KEY LOCK OPTIONS



Outside latch  
Ref 9 001 004

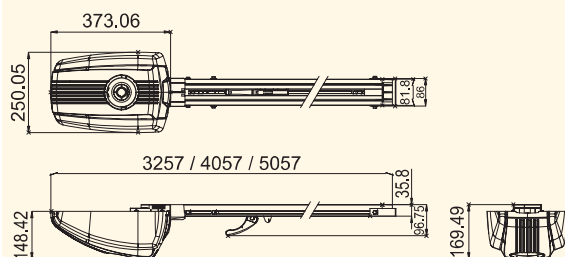


3 point door lock  
Ref 9 000 994



Door latch into floor  
Ref 9 001 005

## DIMENSIONS



## COMPATIBILITY

### Keytis range



Ref. 1 840 033 Ref. 1 840 036 Ref. 1 840 035 Ref. 1 840 037



Ref. 1 840 034 Ref. 1 840 032 Ref. 1 840 042 Ref. 1 840 044