

**The simplest way to automate gates  
is to use Somfy**

from [www.openers.co.uk](http://www.openers.co.uk)

Somfy Axovia 150 S model gate openers

- Security options
- Key locking options

[automation@openers.co.uk](mailto:automation@openers.co.uk)

## AXovia 150S Ref 1 215 034

### Swing gate jack-type motorisation.



- Recommended for solid or rigid metal or hardwood gates.

- Ideal for installations with small quoin in narrow pillars.


#### AXOSET

Designed for easy programming and operation

- Adjustable motor speed and torque to match gate weight
- Automatic or sequential mode operation (adjustable time-out for closing movement)
- Total gate opening for vehicles and partial opening for pedestrians
- Built-in battery charger (with battery option) for protection from power cuts
- The first cycle permits the electronics to adjust the power to the right setting for opening and closing the gate
  - obstacle detection is guaranteed throughout the complete gate movement
  - both gate leaves move at the same time but each leaf can be set to open to a different angle

#### PACK CONTENTS

- 2 motors
- 2 half-gate brackets
- 1 electronic control unit with RTS receiver
- 2 Keytis RTS remote controls
- 1 antenna lead
- nuts, bolts, etc. and installation parts
- 1 set of assembly instructions and drilling template



## GATE RADIUS

Leaf Weight	Length of each leaf		
	1.25 m - 1.50 m	1.50 m - 1.75 m	1.75 m - 2.00 m
Under 100 kg	×	×	×
100 kg - 150 kg	×	×	
150 kg - 200 kg	×		

## TECHNICAL CHARACTERISTICS

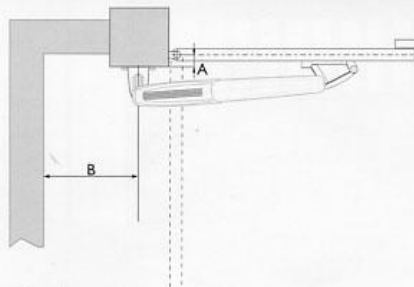
### Motor

Mains power supply	230 V 50/60 Hz
Motor power supply	24 V
Motor power	120 W
Stand-by power consumption	4.5 W
Gate movements per day	20 cycles
Maximum thrust effort for 1.25 m	< 15 kg
Operating temperature	-20°C / +60°C
Thermal protection	yes
Protection index	IP54
Bi-directional motor	no

### Electronics

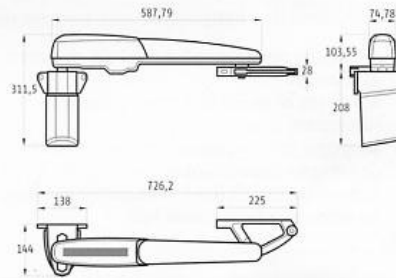
Number of programmable remote control keys	32
Amber light socket	24 V 15 W flasher
Zone lighting socket	500 W maximum
Accessories power socket	24 Vdc / 200 mA
Back-up battery plug	yes
Photoelectric cell plug	yes (1 or 2)
Dry contact plug	yes

## INSTALLATION PLANS

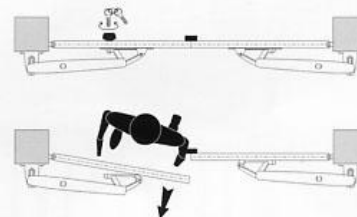


A up to 11 cm  
B from 19 to 22 cm

## DIMENSIONS



## KEY LOCK OPTIONS



Ref 9 001 007